



Published May 2022

FTCoE Contact

Jeri Roper-Miller, PhD, F-ABFT
Director, FTCoE
RTI International
jerimiller@rti.org

NIJ Contact

Jonathan McGrath, PhD, MSFS
Senior Policy Analyst
Office of Investigative and
Forensic Sciences, NIJ
Jonathan.McGrath@usdoj.gov

Technical Contacts

Alex J. Krotulski, PhD
Center for Forensic Science
Research and Education (CFSRE)
alex.krotulski@cfsre.org

Donna M. Iula, PhD
Cayman Chemical Company
diula@caymanchem.com

Agnes D. Winokur, MS
DEA
agnes.d.winokur@dea.gov

Disclaimer: The FTCoE, led by RTI International, is supported through a Cooperative Agreement with the NIJ (2016-MU-BX-K110), Office of Justice Programs, U.S. Department of Justice. Neither the U.S. Department of Justice nor any of its components operate, control, are responsible for, or necessarily endorse, this technical note.



TECHNICAL NOTE

Currently Applied Naming Conventions for Various Subclassifications of Novel Psychoactive Substances

Purpose

This document outlines recommended naming conventions for several popular novel psychoactive substances (NPS) subclassifications; however, it is not all-inclusive. NPS classes are broken down into commonly encountered subclassifications,^{1,2} which are defined by core structural features. Example figures and the currently used or existing naming conventions are included for each.

Disclaimer: Further evaluation to develop recommended naming conventions is ongoing.

Scope

The National Institute of Justice (NIJ), in partnership with its Forensic Technology

Center of Excellence (FTCoE; 2016-MU-DX-K110) at RTI International and the Center for Disease Control and Prevention, convened a virtual Medicolegal Death Investigation Data Exchange Working Group (MDI-Data-WG) over 12 months, beginning in September 2020. The MDI-Data-WG was formed to advance forensic science and ensure communication between medical examiners and coroners (ME/Cs), death investigators, forensic scientists, and other stakeholders. An MDI-Data-WG subcommittee focused on methods of capturing and disseminating information on the types of drugs involved in deaths, including drug taxonomy and other categorizations and classification needs concerning drug naming, drug terms, drug mappings, and drug classification. The goal is to disseminate information to all relevant stakeholders to facilitate information



exchange of data related to drug overdose mortality. The work of the MDI-Data-WG resulted in a final report published by NIJ's FTCoE and the Centers for Disease Control and Prevention that included guidance on moving toward consistency, data standards, and best practices for improving the process of handling novel psychoactive substances. The efforts of this working group resulted in various user case profiles, presentations, implementation forums, further research, and process mapping and evaluations of the various processes. This document is part of the final report.

1. Synthetic Cannabinoids

- a. **Introduction:** Synthetic cannabinoids (SCs) can be broken down into core, tail, linker, and head (or linked) groups, which help define structure and naming convention.³

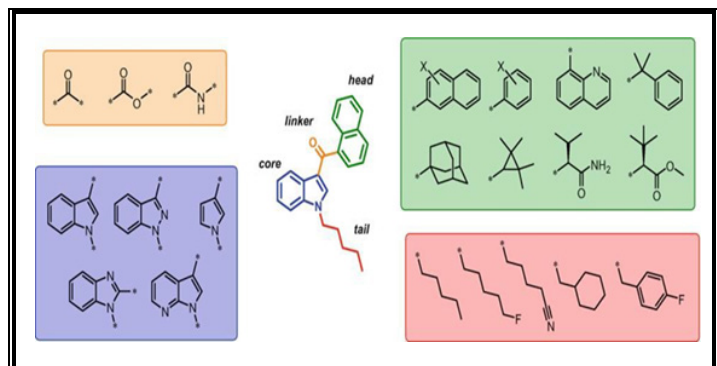


Figure 1. Example of synthetic cannabinoids⁴

b. **Naphthoylindoles, Naphthoylindazoles, Naphthoylcarbazoles, Naphthylmethylindoles, Naphthylmethylindazoles, and Naphthylmethylcarbazoles**

- i. Definition: Contains head naphthyl moiety (red) accompanied by either core indole, indazole, carbazole, or methyl version moiety (blue)

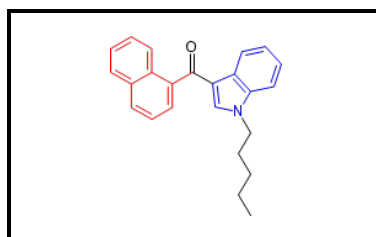


Figure 2. JWH-018

- ii. Examples: JWH-018 (Figure 2), JWH-122, AM-2201, THJ-2201, MAM-2201, WIN55,212
- iii. Naming Convention: Historical SC Convention (XX-### based on inventor)

c. **Phenylacetylindoles and Phenylacetylindazoles**

- i. Definition: Contains head/linker phenylacetyl moiety (red) accompanied by either core indole or indazole moiety (blue)

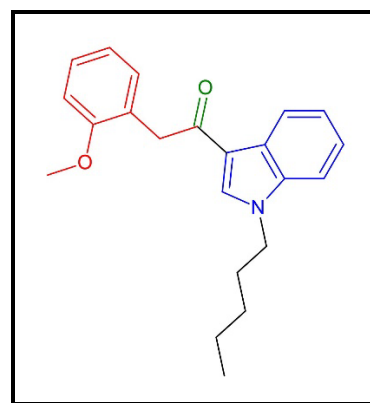


Figure 3. JWH-250

- ii. Examples: JWH-250 (Figure 3), RCS-8
- iii. Naming Convention: Historical SC Convention (XX-### based on inventor)

d. **Cyclohexylphenols**

- i. Definition: Contains core cyclohexylphenol moiety (red) accompanied by a lipophilic tail moiety (blue)

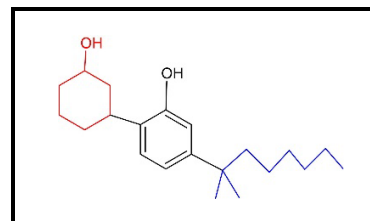


Figure 4. CP 47,497

- ii. Examples: CP 47,497 (Figure 4); CP 55,490
- iii. Naming Convention: Historical SC Convention (XX-### based on inventor)



e. Benzoylindoles and Benzoylindazoles

- i. Definition: Contains head/linker benzoyl moiety (red) accompanied by either core indole or indazole moiety (blue)

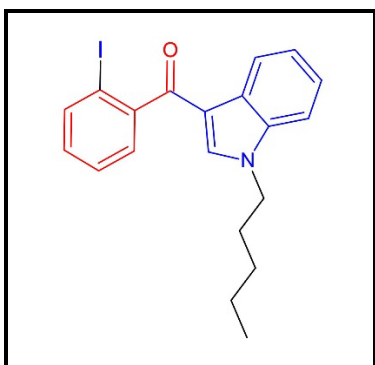


Figure 5. AM-679

- ii. Examples: AM-679 (Figure 5), Pravadoline (WIN 48,098), RCS-4
- iii. Naming Convention: Historical SC Convention (XX-### based on inventor)

f. Tetramethylcyclopropanoylindoles and Tetramethylcyclopropanoylindazoles

- i. Definition: Contains head/linker tetramethylcyclopropanoyl moiety (red) accompanied by either core indole or indazole moiety (blue)

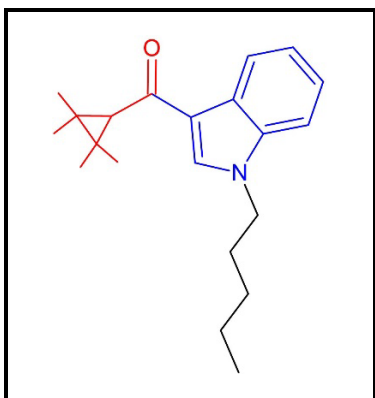


Figure 6. UR-144

- ii. Examples: UR-144 (Figure 6), XLR-11, FUB-144
- iii. Naming Convention: Historical SC Convention (XX-### based on inventor)

g. Adamantoylindoles, Adamantoylindazoles, Adamantylindole carboxamides, and Adamantylindazole carboxamides

- i. Definition: Contains head adamantyl moiety (red) accompanied by either indole or indazole moiety (blue) with amide or ester linker (green)

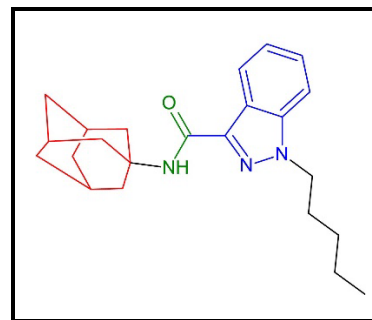


Figure 7. APINACA (AKB48)

- ii. Examples: APINACA (AKB48) (Figure 7), APICA
- iii. Naming Convention: Modified Uchiyama (Alpha-numeric sequence)

h. Quinolinyndolecarboxylates, Quinolinyndazolecarboxylates, Quinolinyndolecarboxamides, and Quinolinyndazolecarboxamides

- i. Definition: Contains head quinolinyndole or isoquinolinyndole moiety (red) accompanied by core indole or indazole moiety (blue) with amide or ester linker (green)

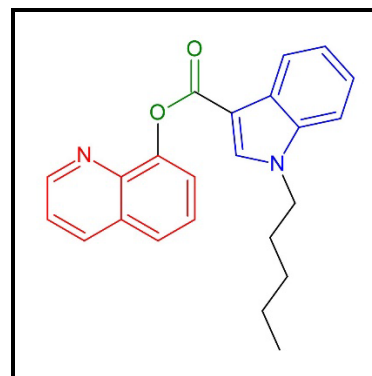


Figure 8. PB-22

- ii. Example: PB-22 (Figure 8), THJ-2201
- iii. Naming Convention: Historical SC Convention (XX-### based on inventor)



i. Naphthylindolecarboxylates, Naphthylindazolecarboxylates, Naphthylindole carboxamides, and Naphthylindazole carboxamides

- i. Definition: Contains head naphthyl moiety (red) accompanied by either core indole or indazole (blue) with amide or ester linker (green)

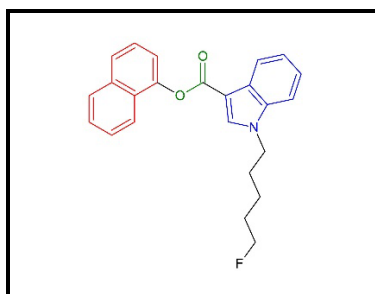


Figure 9. NM-2201

- ii. Examples: NM-2201 (Figure 9), SDB-005, FDU-PB-22, NNEI, MN-18
iii. Naming Convention: Historical SC Convention (XX-### based on inventor)

j. Alkylcarbonyl indole carboxamides, Alkylcarbonyl indazole carboxamides, Alkylcarbonyl indole carboxylates, and Alkylcarbonyl indazole carboxylates

- i. Definition: Contains head alkylcarbonyl moiety (red) accompanied by either core indole or indazole (blue) with amide or ester linker (green)⁵

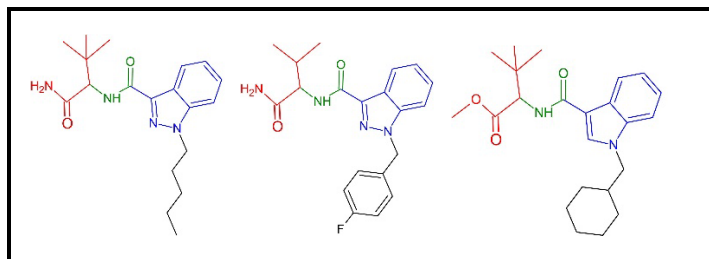


Figure 10. ADB-PINACA (left), AB-FUBINACA (center), MDMB-CHMICA (right)⁵

- ii. Examples: AB-PINACA, ADB-PINACA (Figure 10, left); AB-FUBINACA (Figure 10, center), ADB-FUBINACA, AB-CHMINACA, MMB-FUBINACA (FUB-AMB), MDMB-FUBINACA, MDMB-CHMICA (Figure 10, right), PX-1, PX-2, 5F-MDMB-PINACA (5F-ADB)
iii. Naming Convention: Modified Uchiyama (Alpha-numeric sequence)

k. Cumylindolecarboxamides and Cumylindazolecarboxamides

- i. Definition: Contains head N-(2-phenylpropan-2-yl) moiety (red) accompanied by either core indole, indazole, or other (blue) with amide or ester linker (green)

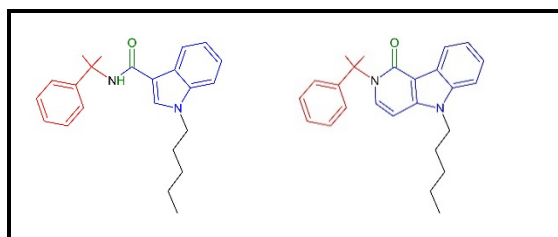


Figure 11. CUMYL-PICA (left), CUMYL-PeGACLONE (right)

- ii. Examples: CUMYL-PICA (Figure 11, left), 4CN-CUMYL-BINACA, CUMYL-PeGACLONE (Figure 11, right)
iii. Naming Convention: Modified Uchiyama (Alpha-numeric sequence)

l. Oxindole Hydrazides

- i. Definition: Contains head alkylcarbonyl moiety (red) accompanied by a core 2-oxindole (blue) and hydrazide linker (green)

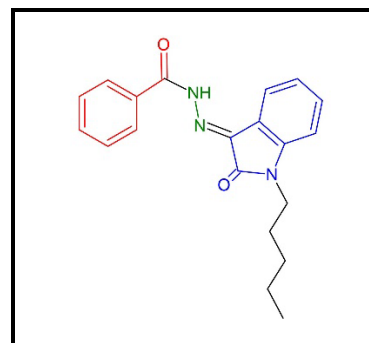


Figure 12. BZO-POXIZID⁶

- ii. Examples: BZO-POXIZID (Figure 12), BZO-HEXOXIZID, 5F-BZO-POXIZID
iii. Naming Convention: Modified Uchiyama (Alpha-numeric sequence)
m. Several new subclasses of synthetic cannabinoids are emerging and were not included here; further discussion and review of these subclasses is needed.



2. Stimulants & Hallucinogens:

a. Simple Substituted phenethylamines

- Definition: Contains phenethylamine core structure (in red) but with no substitutions on the α or β carbon; the amine may or may not have an alkyl group or groups

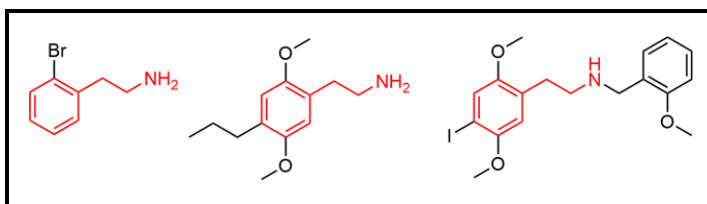


Figure 13. 2-bromophenethylamine (left), 2C-P (center), and 25I-NBOMe (right)

- Examples: 2-bromophenethylamine (Figure 13, left), 2C-P (Figure 13, center), and 25I-NBOMe (Figure 13, right)
- Naming Conventions: Varied depending on specific substitution patterns
 - For example, if the core is specifically substituted with 2,5-dimethoxy groups, the “2C-X” convention is used (based on the work of Dr. Alexander Shulgin)
 - If the phenethylamine is also further substituted with an ortho- methoxybenzyl moiety on the amine, the “25X-NBOMe” system is used
 - Other substitution-specific naming conventions exist

b. Simple Substituted Amphetamines

- Definition: Contains the phenethylamine core structure and an alkyl substitution on the α , but no β carbonyl (in red); the amine may or may not have an alkyl group or groups

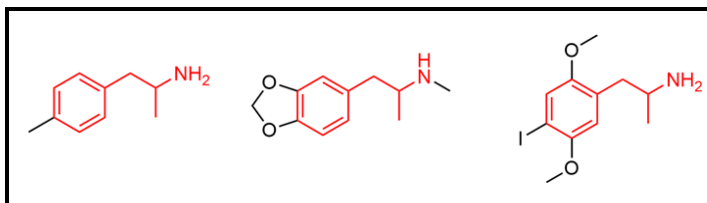


Figure 14. 4-Methylamphetamine (left), 3,4-MDMA (center), and DOI (right)

- Examples: 4-Methylamphetamine (Figure 14, left), 3,4-MDMA (Figure 14, center), and DOI (Figure 14, right)

- Naming Conventions: Varied depending on specific substitution patterns

- Sometimes names are spelled out and sometimes common acronyms are used (“methylenedioxymethamphetamine” is abbreviated to “MDMA”)
- One example of a naming convention used for a site-specific core substitution is the “DOX” naming system that is used for amphetamines with a 2,5-dimethoxy substitution on the aryl ring where X is a letter describing the 4-position substituent

c. Substituted Cathinones

- Definition: Contains the phenethylamine core structure, at least one-carbon- chain off the α carbon, and a β carbonyl (in red); the amine may or may not have an alkyl group or groups

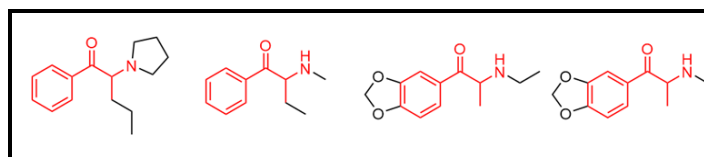


Figure 15. α -Pyrrolidinovalerophenone (far left), Buphedrone (center left), bk-MDEA (center right), and Methylone (far right)

- Examples: α -Pyrrolidinovalerophenone (Figure 15 far left), Buphedrone (Figure 15, center left), bk-MDEA (Figure 15, center right), and Methylone (Figure 15, far right)
- Naming Conventions: Varied depending on specific substitution patterns
 - Sometimes names are spelled out and sometimes common acronyms are used (“pyrrolidinovalerophenone” is abbreviated to “PVP”)
 - Some cathinones are named as “beta-keto” (“bk”) versions of their corresponding amphetamines as in bk-MDEA (where MDEA stands for methylenedioxyethamphetamine)

NIJ Forensic Technology Center of Excellence

Currently Applied Naming Conventions for Various Subclassifications of Novel Psychoactive Substances (NPS)



- Many cathinones can have a name with the suffix of “drone” or “ylone” as well; the “ylones” have a methylenedioxy ring fused to the aryl ring and the “drones” do not

d. Substituted Tryptamines

- Definition: Contains tryptamine core structure (red); the amine may or may not have an alkyl group or groups

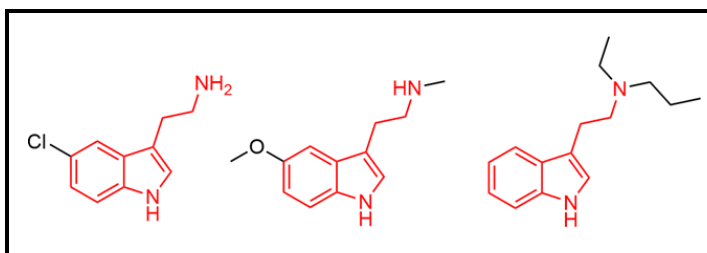


Figure 16. 5-Chloro Tryptamine (left), 5-Methoxy NMT (center), and EPT (right)

- Examples: 5-Chloro Tryptamine (Figure 16, left), 5-Methoxy NMT (Figure 16, center), and EPT (Figure 16, right)
- Naming Convention: Letter code acronyms are often used to abbreviate substituents; for example, “N-Methyl Tryptamine” is abbreviated to “NMT” and “N-Ethyl-N-Propyl Tryptamine” is abbreviated to EPT

e. Lysergamides

- Definition: Contains core structure similar to LSD

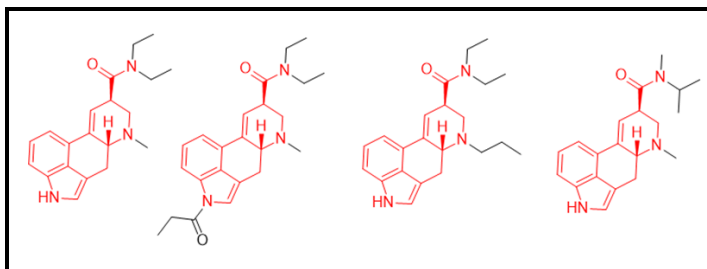


Figure 17. LSD (left), 1P-LSD (center left), PRO-LAD (center right), and MIPLA (right)

- Examples: LSD (Figure 17, left), 1P-LSD (Figure 17, center left), PRO-LAD (Figure 17, center right), and MIPLA (Figure 17, right)
- Naming Convention: Letter code acronyms are often used to abbreviate substituents to the core

- “LSD” is widely known to stand for “Lysergic acid diethylamide” (also abbreviated “LAD”); modifications to LSD where the indole nitrogen is substituted have a designation before the letters “LSD” as in “1P-LSD”, where “P” represents “Propionyl”
- Other typical points of modification are at the other nitrogen atoms; letter code acronyms are used to designate the modifications using “LAD” instead of “LSD”; “PRO-LAD” indicates that a propyl (“PRO”) substitution has made to the typical methyl moiety on the piperidine nitrogen
- The letters MIP in “MIPLA” stand for the “methyl” and “isopropyl” alkyl groups that replace the prototypical diethyl substitution

f. Substituted Arylcyclohexylamines

- Definition: Contains arylcyclohexylamine core structure (red); there may or may not be a ketone in the 2-position on cyclohexane ring

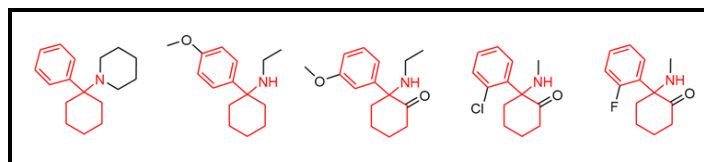


Figure 18. PCP (left), 4-MeO-PCE (center left), Methoxetamine (center), Ketamine (center right), and 2F-Deschloroketamine (right)

- Examples: PCP (Figure 18, left), 4-MeO-PCE (Figure 18, center left), Methoxetamine (Figure 18, center), Ketamine (Figure 18, center right), and 2F-Deschloroketamine (Figure 18, right)
- Naming Conventions: Varied
 - “PCP” is an acronym of “phenyl cyclohexyl piperidine,” but it is also known as phencyclidine
 - Analogues with a ketone in the 2-position on the cyclohexane are often named with “2-oxo” before the “PCP” designation
 - The change from “PCP” to the “PCE” acronym represents the swapping of the piperidine ring to an N-ethyl group

- Many of these compounds have multiple synonyms, for example, "Methoxetamine" is also known as "MXE" and "3-MeO-2'-oxo-PCE"
- Because Phencyclidine and Ketamine are well-known names, many analogues are named as derivatives of those drugs as in "2F-Deschloroketamine" whose name denotes that the prototypical chlorine was replaced with a fluorine

3. Opioids

a. Fentanyl Derivatives

- Definition: Contain core structure similar to fentanyl

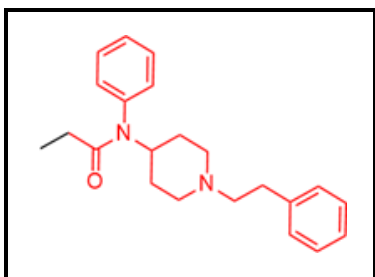


Figure 20. Fentanyl

- Examples: Acetylfentanyl, Carfentanil, para-Fluoroisobutyrylfentanyl
- Naming Convention: Scheme developed by Cayman Chemicals

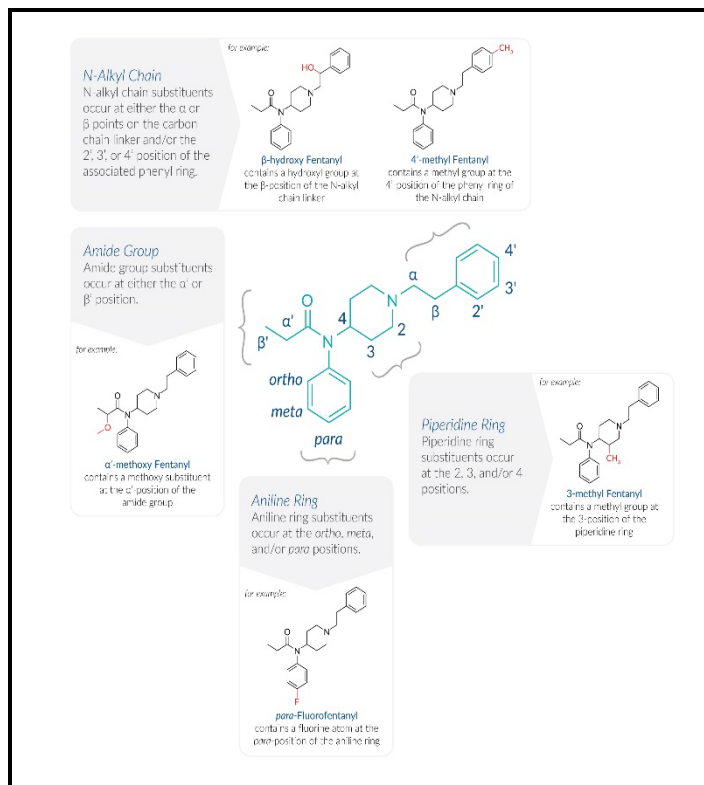


Figure 21. Naming convention developed by Cayman Chemical for fentanyl analogues⁷

b. U-Series Derivatives

- Definition: Contains cyclohexylamino group and benzyl or phenyl group connected by an amide

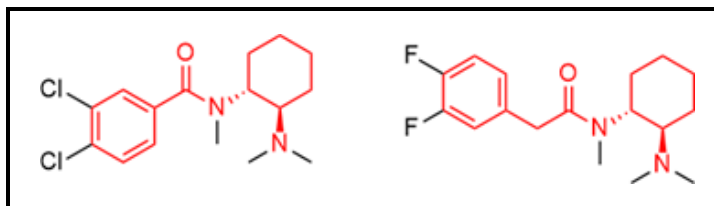


Figure 22. U-47700 (left), Difluoro U-48800 (right)

- Examples: U-47700 (Figure 22, left), U-49900, N-ethyl U-47700, Naphthyl U-47700, Difluoro U-48800 (Figure 22, right)
- Naming Convention: Historical convention (XX-####) based on inventor OR names developed for recreational use/sale; new modifications are named based on U-47700 or others



c. Benzimidazoles (Nitazenes)

- i. Definition: Contains benzimidazole core (with or without nitro group), substituted benzyl group, and substituted ethylamino group

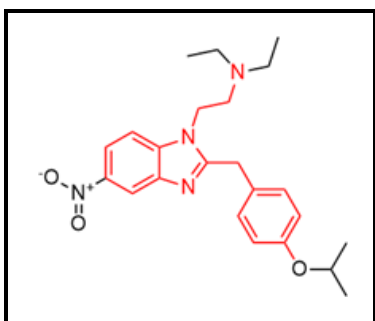


Figure 23. Isotonitazene

- ii. Examples: Etonitazene, Isotonitazene (Figure 23), Metonitazene, Clonitazene, Etodesnitazene, 5-Amino isotonitazene, 4'-Hydroxy nitazene, N-pyrrolidinoetonitazene
- iii. Naming Convention: Named based on structural modifications in relation to "etonitazene"

d. Benzimidazolones

- i. Definition: Contains benzimidazolone, piperidine, and benzyl group

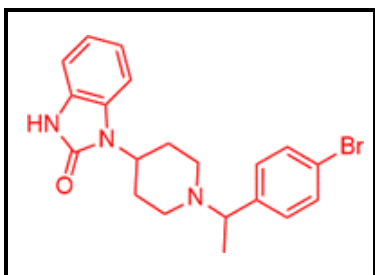


Figure 24. Brorphine

- ii. Examples: Brorphine (Figure 24)
- iii. Naming Convention: Named based on structural modifications in relation to "brorphine"

e. Cinnamylpiperazines (AP Series)

- i. Definition: Contains cinnamylpiperazine and alkylcarbonyl

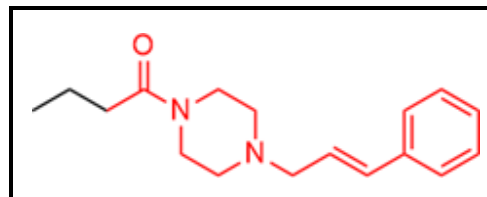


Figure 25. AP-237

- ii. Examples: AP-237 (Figure 25), 2-Methyl AP-237, AP-238, para-Methyl AP-237
- iii. Naming Convention: Historical convention (XX-###) based on inventor OR names developed for recreational use/sale; new modifications are named based on AP-237 or others

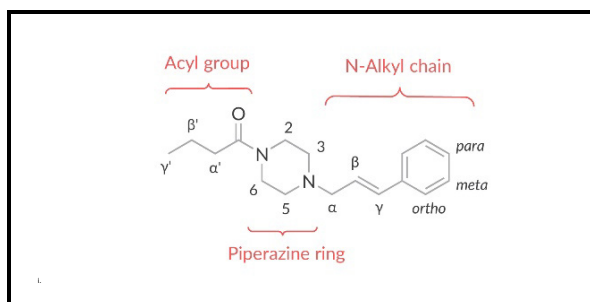


Figure 26. Naming convention developed by Cayman Chemical for AP-237 analogues.⁸

f. Thiambutenes

- i. Definition: Substituted (RS)-4,4-dithiophen-2-yl-but-3-en-2-amine

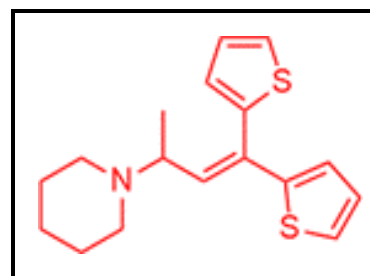


Figure 27. Piperidylthiambutene

- ii. Examples: Piperidylthiambutene (Figure 27)
- iii. Naming Convention: Named based on structural modifications in relation to "thiambutene"



g. MTs

- i. Definition: 1-substituted-4-(1,2-diphenylethyl)piperazine derivatives

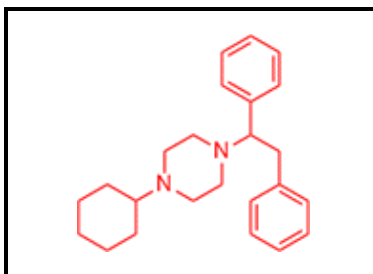


Figure 28. MT-45

- ii. Example: MT-45 (Figure 28)
iii. Naming Convention: Named based on structural modifications in relation to “MT-45”

h. Viminols

- i. Definition: Based on the core of viminol – 1-[1-[(2-Chlorophenyl)methyl]pyrrol-2-yl]-2-[di(butan-2-yl)amino]ethanol

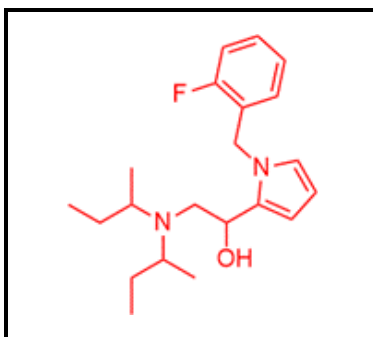


Figure 29. 2F-Viminol

- ii. Example: 2F-Viminol (Figure 29)
iii. Naming Convention: Named based on structural modifications in relation to “viminol”

i. Bromadol

- i. Definition: Arylcyclohexylamine containing benzyl group and phenethyl group

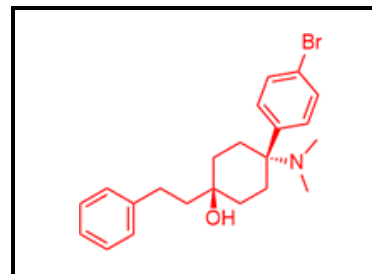


Figure 30. Bromadol

- ii. Example: Bromadol (Figure 30)
iii. Naming Convention: Named based on structural modifications in relation to “bromadol”

4. Benzodiazepines

a. 2-Keto

- i. Definition: Contains carbonyl in position 2 of the benzodiazepine ring

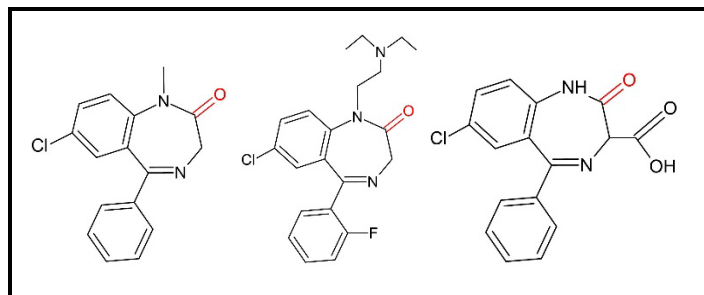


Figure 31. Diazepam (left), Flurazepam (middle), Clorazepate (right)

- ii. Examples: Diazepam (Figure 31, left), Flurazepam (Figure 31, center), Clorazepate (Figure 31, right), Halazepam, Prazepam, Chlordiazepoxide
iii. Naming Convention: Historical nomenclature, ending with the suffix “azepam”



b. 3-Hydroxy

- i. Definition: Contains a hydroxy group in the third position

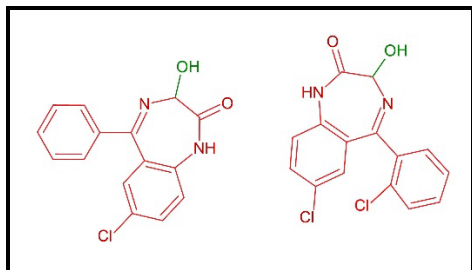


Figure 32. Oxazepam (left), Lorazepam (right)

- ii. Examples: Oxazepam (Figure 32, left), Lorazepam (Figure 32, right), 3-Hydroxyphenazepam, Lormetazepam, Temazepam
- iii. Naming Convention: Historical nomenclature, ending with the suffix “azepam” like 2-keto benzodiazepines but name modified based on added group

c. 7-Nitro / 8-Nitro

- i. Definition: Contain a nitro group in the 7 or 8 position

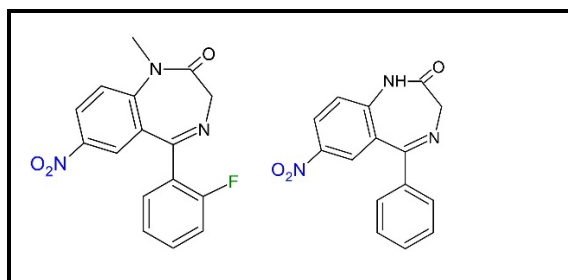


Figure 33. Flunitrazepam (left), Nitrazepam (right)

- ii. Examples: Flunitrazepam (Figure 33, left), Nitrazepam (Figure 33, right), Nimetazepam, Clonazepam
- iii. Naming Convention: Historical nomenclature, can end in “azepam” or “azolam,” may contain “nitr” within the name to signify the nitro group

d. Triazolo

- i. Triazolo ring added to positions 1 and 2

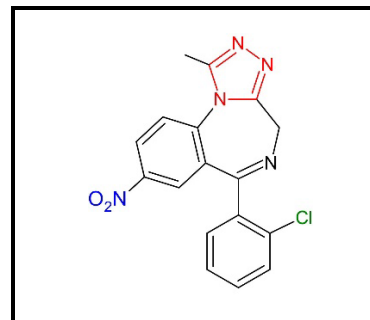


Figure 34. Clonazepam

- ii. Examples: Clonazepam (Figure 34), Alprazolam, Adinazolam, Flubromazolam, Estazolam, Triazolam
- iii. Naming Convention: Historical nomenclature, ending with the suffix “azolam”

e. Imidazo

- i. Definition: Contains a five-membered ring with only 2 nitrogens

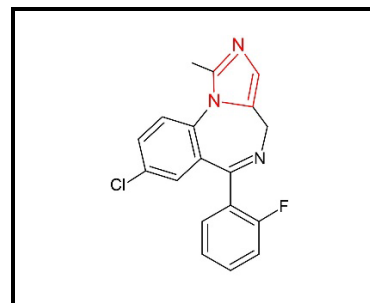


Figure 35. Midazolam

- ii. Examples: Midazolam (Figure 35), Imidazenil, Flumazenil, Bretazenil, Climazolam, Loprazolam
- iii. Naming Convention: Historical nomenclature, ending with the suffix “azolam” or “azenil”

f. 1,5-Benzodiazepines

- i. Definition: Contains two nitrogen atoms at positions 1 and 5 in a seven-membered diazepine ring fused to a benzene ring; they are 2,3-benzo-fused derivatives of the dihydrodiazepines

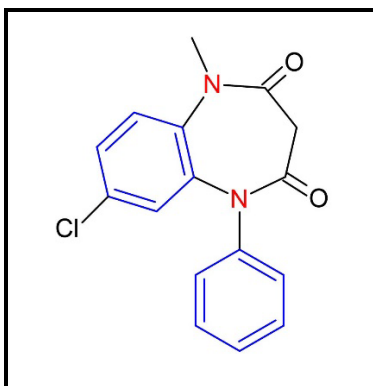


Figure 36. Clobazam

- ii. Examples: Clobazam (Figure 36), Arfendazam, Lofendazam, CP-1414S
- iii. Naming Convention: Historical nomenclature, ending with the suffix “azam”

g. Thienodiazepine

- i. Definition: Contain a thiophene ring fused to the diazepine ring

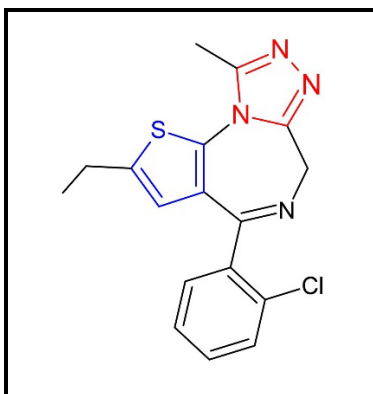


Figure 37. Etizolam

- ii. Examples: Etizolam (Figure 37), Deschloroetizolam, Brotizolam, Metizolam, Fluclozizolam
- iii. Naming Convention: Historical nomenclature, usually ending in “azolam” due to addition of triazole ring, usually contains “tiz” within the name to signify the thiophene ring

5. Others

- a. Additional NPS subclassifications will be added as the document is further revised.

References

1. National Alliance for Model State Laws. Model Scheduling New/Novel Psychoactive Substances Act Prefix Model Scheduling New/Novel Psychoactive Substances Act. 3rd ed. Harrisburg, PA: National Alliance for Model State Laws, 2019. <https://namsdl.org/wp-content/uploads/Model-Scheduling-New-Novel-Psychoactive-Substances-Act-3.pdf>.
2. Jain, K. K. "Benzodiazepines." *Neuropharmacology and Neurotherapeutics*. February 23. 1999. Last modified March 10, 2021, <https://www.medlink.com/articles/benzodiazepines>.
3. Cayman Chemical. "Laboratory Guide for Synthetic Cannabinoid Identification and Naming." Accessed March 11, 2022. <https://www.caymanchem.com/news/standardized-naming-cinnamylpiperazine-synthetic-opioids>.
4. Banister, S. D., and Connor, M. "The Chemistry and Pharmacology of Synthetic Cannabinoid Receptor Agonist New Psychoactive Substances: Evolution." *Handb Exp Pharmacol* 252 (2018): 191-226. https://doi.org/10.1007/164_2018_144.
5. Uchiyama, Nahoko, Matsuda, Satoru, Wakana, Daigo, Kikura-Hanajiri, Ruri, and Goda, Yukihiro. "New Cannabimimetic Indazole Derivatives, N-(1-Amino-3-Methyl-1-Oxobutan-2-yl)-1-Pentyl-1H-Indazole-3-Carboxamide (AB-PINACA) and N-(1-Amino-3-Methyl-1-Oxobutan-2-yl)-1-(4-Fluorobenzyl)-1H-Indazole-3-Carboxamide (AB-FUBINACA) Identified as Designer Drugs in Illegal Products." *Forensic Toxicology* 31, no. 1 (2012): 93-100. <https://doi.org/10.1007/s11419-012-0171-4>.
6. NPS Discovery. New Systematic Naming for Synthetic Cannabinoid “MDA-19” and Its Related Analogues: BZO-HEXOXIZID, 5F-BZO-POXIZID, and BZO-POXIZID Prefix New Systematic Naming for Synthetic Cannabinoid “MDA-19” and Its Related Analogues: BZO-HEXOXIZID, 5F-BZO-POXIZID, and BZO-POXIZID. The Center for Forensic Science Research & Education (CFSRE), NPS Discovery, and Cayman Chemical, 2021. https://www.npsdiscovery.org/wp-content/uploads/2021/08/New-Systematic-Naming-for-MDA-19-and-Related-Analogues_NPS-Discovery_083121.pdf.
7. Iula, D. M. "Standardized Naming of Substituted Fentanyl." Cayman Chemical. 2018, <https://www.caymanchem.com/news/standardized-naming-of-substituted-fentanyls>.
8. Iula, D.M., and Layle, N.K. "Standardized Naming System for the Cinnamylpiperazine Class of Synthetic Opioids." Cayman Chemical (2021).



Forensic Technology

CENTER OF EXCELLENCE

A program of the National Institute of Justice



STRENGTHEN SCIENCE. ADVANCE JUSTICE.



RTI International (RTI) and its academic and community based-consortium of partnerships, including its Forensic Science Education Programs Accreditation Commission partners, work to meet all tasks and objectives put forward under the National Institute of Justice (NIJ) Forensic Technology Center of Excellence (FTCoE) Cooperative Agreement (award numbers 2016-MU-BX-K110 and 2011-DN-BX-K564). These efforts include determining technology needs; developing technology program plans to address those needs; developing solutions; demonstrating, testing, evaluating, and adopting potential solutions into practice; developing and updating technology guidelines; and building capacity and conducting outreach.

The NIJ FTCoE is led by RTI, a global research institute dedicated to improving the human condition by turning knowledge into practice. With a staff of more than 5,000 providing research and technical services to governments and businesses in more than 58 countries, RTI brings a global perspective. The FTCoE builds on RTI's expertise in forensic science, innovation, technology application, economics, data analytics, statistics, program evaluation, public health and information science.

NIJ is the research, development, and evaluation agency of the U.S. Department of Justice. NIJ is dedicated to improving knowledge and understanding of crime and justice issues through science. NIJ provides objective and independent knowledge and tools to inform the decision-making of the criminal and juvenile justice communities to reduce crime and advance justice, particularly at the state and local levels.

The NIJ Office of Investigative and Forensic Sciences (OIFS) is the federal government's lead agency for forensic science research and development. OIFS' mission is to improve the quality and practice of forensic science through innovative solutions that support research and development, testing and evaluation, technology, information exchange, and the development of training resources for the criminal justice community.

Suggested Citation

Krotulski, A. J., Iula, D. M., & Winokur, A. D. (2021, November). *Currently applied naming conventions for various subclassifications of novel psychoactive substances (NPS)*. NIJ Forensic Technology Center of Excellence. U.S. Department of Justice. RTI International.