



**Workshop on Statistics and  
Probability in Forensics Science**  
Cedric Neumann

**EXERCISES AND NOTES**



## Exercises

### Chapter I – Random variables

1. Calculate the mean, the median and the variance / standard deviation of the following dataset on the observed dose of MDMA in 10 pills (in mg)

$$X = \{55,40,52,55,47,54,49,49,60,46\}$$

2. Define the type of the following variables
  - a. The number of minutiae in friction ridge impressions
  - b. The dose of MDMA in pills
  - c. The design of the face of pills
  - d. The size of shoes
  - e. Blood alcohol content
  - f. The color of fibers
  - g. The number of glass fragments transferred on a garment
  - h. The size of garments

### Chapter II – Probability and probability distributions

1. The probability of observing an arch on any given person is 7%. The probability of observing a certain spatial arrangement of 4 minutiae is 8%. The probability to observe the same spatial arrangement of 4 minutiae on arches is 9%.
  - a. Check if spatial arrangement and friction ridge pattern are independent
  - b. Calculate the probability of observing the spatial arrangement given that you are looking at an arch
  - c. Calculate the probability of observing something else than an arch



- d. Calculate the probability to observe the spatial arrangement on something else than an arch
    - e. Calculate the probability of observing an arch or the spatial arrangement
  2. The probability to observe red viscose fibers on a garment is 3%.
    - a. Calculate the probability that we observe red viscose on the first garment we process
    - b. Calculate the probability that we observe red viscose on one of the first three garments that we process
    - c. Calculate the probability that we need to process more than three garments to observe red viscose
  3. The probability to observe a counterfeit penny is about 5%. We observe a sample of 100 pennies from a much larger population of pennies.
    - a. Calculate the probability that we observe 4 (repeat for 5 and 6) counterfeit pennies in the sample of 100.
    - b. Is the result in a surprising?
    - c. Calculate the probability to observe between 4 and 6 counterfeit pennies in the sample.
  4. A sample of 100 white pills contains 60 pills composed of MDMA. You sample 50 pills out of the 100. What is the probability that 30 of them contain MDMA?

5. Solve the following equations:

$$\Pr(Z \leq 2.58) =$$

$$\Pr(Z \leq -1.25) =$$

$$\Pr(Z \geq 1.96) =$$

$$\Pr(Z \leq z) = 0.7190$$

$$\Pr_{df=12}(T \geq t) = 0.01$$



TWO N'S FORENSICS

$$\Pr_{df=12}(T \leq -t) = 0.01$$

$$\Pr_{df=18}(T \leq t) = 0.995$$

$$\Pr_{df=11}(X^2 \geq \chi^2) = 0.975$$

$$\Pr_{df=11}(X^2 \leq \chi^2) = 0.025$$

$$\Pr_{df=10}(X^2 \geq \chi^2) = 0.01$$

6. Solve the following equation for  $\mu = 15$  and  $\sigma^2 = 4$

$$\Pr(X \leq 17) =$$

$$\Pr(X \geq 11.7) =$$

$$\Pr(12.5 \leq X \leq 16.5) =$$

## Chapter IV – Parameter estimates and confidence intervals

1. The purity of a shipment of 100 bags of cocaine is believed to be normally distributed.

The purity of 10 bags has been measured.

a. Estimate the purity of the shipment using a 95% confidence interval.

$$x = \{0.7599, 0.7582, 0.7291, 0.7475, 0.7530, 0.7482, 0.7596, 0.7705, 0.7434, 0.7410\}$$

b. What is the probability that the CI includes the true value of 0.75?

c. What would have happened if we were to analyze another 10 samples?

2. A random sample of 100 individuals are tested for blood alcohol content. After having tested the 30 first individuals, it turns out that 12 of them have a BAC larger than the legal limit.

a. Estimate the proportion of individuals that have a BAC larger than the legal limit using a 90% confidence interval



- b. Estimate the proportion of individuals that have a BAC larger than the legal limit using a 95% confidence interval
- c. Repeat a and b, knowing that 27 out of 60 individuals have a BAC larger than the legal limit.
- d. What can you observe by comparing a, b and c.

## Chapter V – Sample size

1. We want to characterize the proportion of individuals with arch friction ridge pattern in the general population.
  - a. Calculate the sample size that we need to estimate that proportion with a precision of  $\pm 0.01$  and a confidence of 95%
  - b. What would happen if you want to determine the same proportion (with the same precision and confidence) in a finite population of 1,000 people?
  - c. What would happen if you want to redo b but you use the information that the proportion should be around 5%?

## Chapter VII – Hypothesis testing

1. A study shows that 80 out of 120 fingerprint “identifications” were made based on more than 12 minutiae in common between the trace and control impressions. Test the hypothesis that more than 65% of “identifications” are made based on more than 12 minutiae.
2. Two garments are processed for foreign fibers. On the first garment, 190 foreign fibers (out of 336) are pink nylon, while on the second garment, 482 (out of 773) are pink nylon. Test whether the proportion of foreign pink nylon fibers is the same on both garments.
3. The refractive indices of fragments from 2 different windows are compared to determine if the average refractive index of both windows is the same. Use the following data to perform the test



$$n_a = 19; \bar{X}_a = 1.748421; S_a^2 = 0.579314$$

$$n_b = 28; \bar{X}_b = 1.386429; S_b^2 = 0.1651646$$

4. A researcher is interested in comparing the rates of different shoe designs in different sub-populations. Test whether the distributions of patterns are different from one sub-population to another.

	Sport shoes	City shoes	Hiking shoes	Casual shoes
Design A	56	83	43	55
Design B	25	44	18	11
Design C	23	53	21	33
Design D	45	89	38	60
Design E	28	37	17	17

## Chapter XI – Bayes theorem

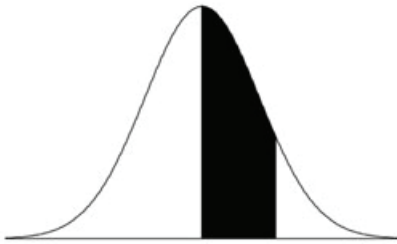
1. A partial DNA profile is found at a crime scene and compared with that of Mr. X. The probability of observing the partial DNA profile at the crime scene given that the biological material was left by Mr. X. is 0.67. The probability to observe the partial DNA profile if Mr. X. is not the source of the biological material is 0.0001.
- Calculate the LR
  - Calculate the probability that Mr. X is the source of the partial DNA profile if the population of potential offender is 10,000
  - What would happen if it is 1,000,000?
  - Does the LR change between b and c?



TWO N'S FORENSICS

2. A finger impression is found at a crime scene and compared with a control impression from Mr. X by an examiner in laboratory A. The examiner declares that they “match”. Examiners of laboratory A are known to be very good at correctly declaring matches when the donors of the control impression are also the donors of the trace. Examiners from laboratory A are known to have an error rate of 1 in 100,000 cases.
  - a. Calculate the LR
  - b. Calculate the probability that Mr. X is the source of the trace if the population of potential offenders is 100,000?
  - c. What would happen if one considers that police detectives propose the correct source (using non-fingerprint evidence) in about 80% of the cases?
  - d. What would happen if we assume prior odds that Mr. X is the source are “50/50”?

**Table 1** Standard normal probabilities (area between 0 and  $z$ )



$z$	0.00	0.01	0.02	0.03	0.04	0.05	0.06	0.07	0.08	0.09
0.0	0.0000	0.0040	0.0080	0.0120	0.0160	0.0199	0.0239	0.0279	0.0319	0.0359
0.1	0.0398	0.0438	0.0478	0.0517	0.0557	0.0596	0.0636	0.0675	0.0714	0.0753
0.2	0.0793	0.0832	0.0871	0.0910	0.0948	0.0987	0.1026	0.1064	0.1103	0.1141
0.3	0.1179	0.1217	0.1255	0.1293	0.1331	0.1368	0.1406	0.1443	0.1480	0.1517
0.4	0.1554	0.1591	0.1628	0.1664	0.1700	0.1736	0.1772	0.1808	0.1844	0.1879
0.5	0.1915	0.1950	0.1985	0.2019	0.2054	0.2088	0.2123	0.2157	0.2190	0.2224
0.6	0.2257	0.2291	0.2324	0.2357	0.2389	0.2422	0.2454	0.2486	0.2517	0.2549
0.7	0.2580	0.2611	0.2642	0.2673	0.2704	0.2734	0.2764	0.2794	0.2823	0.2852
0.8	0.2881	0.2910	0.2939	0.2967	0.2995	0.3023	0.3051	0.3078	0.3106	0.3133
0.9	0.3159	0.3186	0.3212	0.3238	0.3264	0.3289	0.3315	0.3340	0.3365	0.3389
1.0	0.3413	0.3438	0.3461	0.3485	0.3508	0.3531	0.3554	0.3577	0.3599	0.3621
1.1	0.3643	0.3665	0.3686	0.3708	0.3729	0.3749	0.3770	0.3790	0.3810	0.3830
1.2	0.3849	0.3869	0.3888	0.3907	0.3925	0.3944	0.3962	0.3980	0.3997	0.4015
1.3	0.4032	0.4049	0.4066	0.4082	0.4099	0.4115	0.4131	0.4147	0.4162	0.4177
1.4	0.4192	0.4207	0.4222	0.4236	0.4251	0.4265	0.4279	0.4292	0.4306	0.4319
1.5	0.4332	0.4345	0.4357	0.4370	0.4382	0.4394	0.4406	0.4418	0.4429	0.4441
1.6	0.4452	0.4463	0.4474	0.4484	0.4495	0.4505	0.4515	0.4525	0.4535	0.4545
1.7	0.4554	0.4564	0.4573	0.4582	0.4591	0.4599	0.4608	0.4616	0.4625	0.4633
1.8	0.4641	0.4649	0.4656	0.4664	0.4671	0.4678	0.4686	0.4693	0.4699	0.4706
1.9	0.4713	0.4719	0.4726	0.4732	0.4738	0.4744	0.4750	0.4756	0.4761	0.4767
2.0	0.4772	0.4778	0.4783	0.4788	0.4793	0.4798	0.4803	0.4808	0.4812	0.4817
2.1	0.4821	0.4826	0.4830	0.4834	0.4838	0.4842	0.4846	0.4850	0.4854	0.4857
2.2	0.4861	0.4864	0.4868	0.4871	0.4875	0.4878	0.4881	0.4884	0.4887	0.4890
2.3	0.4893	0.4896	0.4898	0.4901	0.4904	0.4906	0.4909	0.4911	0.4913	0.4916
2.4	0.4918	0.4920	0.4922	0.4925	0.4927	0.4929	0.4931	0.4932	0.4934	0.4936
2.5	0.4938	0.4940	0.4941	0.4943	0.4945	0.4946	0.4948	0.4949	0.4951	0.4952
2.6	0.4953	0.4955	0.4956	0.4957	0.4959	0.4960	0.4961	0.4962	0.4963	0.4964
2.7	0.4965	0.4966	0.4967	0.4968	0.4969	0.4970	0.4971	0.4972	0.4973	0.4974
2.8	0.4974	0.4975	0.4976	0.4977	0.4977	0.4978	0.4979	0.4979	0.4980	0.4981
2.9	0.4981	0.4982	0.4982	0.4983	0.4984	0.4984	0.4985	0.4985	0.4986	0.4986
3.0	0.4987	0.4987	0.4987	0.4988	0.4988	0.4989	0.4989	0.4989	0.4990	0.4990
3.1	0.4990	0.4991	0.4991	0.4991	0.4992	0.4992	0.4992	0.4992	0.4993	0.4993
3.2	0.4993	0.4993	0.4994	0.4994	0.4994	0.4994	0.4994	0.4995	0.4995	0.4995
3.3	0.4995	0.4995	0.4995	0.4996	0.4996	0.4996	0.4996	0.4996	0.4996	0.4997
3.4	0.4997	0.4997	0.4997	0.4997	0.4997	0.4997	0.4997	0.4997	0.4997	0.4998

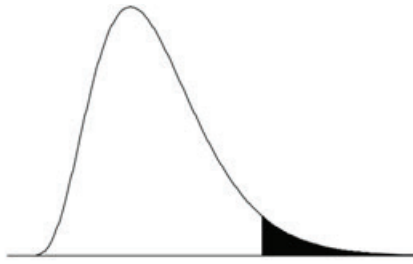


**Table 2** Values of  $t_\alpha$  in a  $t$  distribution with  $df$  degrees of freedom. (*shaded area*  $P(t > t_\alpha) = \alpha$ )



df	$t_{.100}$	$t_{.050}$	$t_{.025}$	$t_{.010}$	$t_{.005}$	df
1	3.078	6.314	12.706	31.821	63.657	1
2	1.886	2.920	4.303	6.965	9.925	2
3	1.638	2.353	3.182	4.541	5.841	3
4	1.533	2.132	2.776	3.747	4.604	4
5	1.476	2.015	2.571	3.365	4.032	5
6	1.440	1.943	2.447	3.143	3.707	6
7	1.415	1.895	2.365	2.998	3.499	7
8	1.397	1.860	2.306	2.896	3.355	8
9	1.383	1.833	2.262	2.821	3.250	9
10	1.372	1.812	2.228	2.764	3.169	10
11	1.363	1.796	2.201	2.718	3.106	11
12	1.356	1.782	2.179	2.681	3.055	12
13	1.350	1.771	2.160	2.650	3.012	13
14	1.345	1.761	2.145	2.624	2.977	14
15	1.341	1.753	2.131	2.602	2.947	15
16	1.337	1.746	2.120	2.583	2.921	16
17	1.333	1.740	2.110	2.567	2.898	17
18	1.330	1.734	2.101	2.552	2.878	18
19	1.328	1.729	2.093	2.539	2.861	19
20	1.325	1.725	2.086	2.528	2.845	20
21	1.323	1.721	2.080	2.518	2.831	21
22	1.321	1.717	2.074	2.508	2.819	22
23	1.319	1.714	2.069	2.500	2.807	23
24	1.318	1.711	2.064	2.492	2.797	24
25	1.316	1.708	2.060	2.485	2.787	25
26	1.315	1.706	2.056	2.479	2.779	26
27	1.314	1.703	2.052	2.473	2.771	27
28	1.313	1.701	2.048	2.467	2.763	28
29	1.311	1.699	2.045	2.462	2.756	29
30	1.310	1.697	2.042	2.457	2.750	30
z	1.282	1.645	1.960	2.326	2.576	z

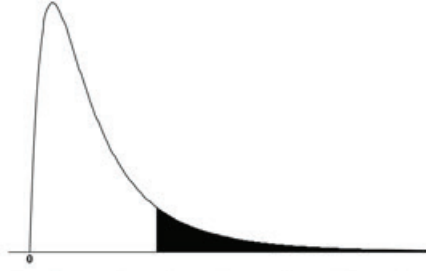
**Table 3** Values of  $\chi^2_{\alpha,df}$  in a chi-square distribution with  $df$  degrees of freedom (shaded area  $P(\chi^2 > \chi^2_{\alpha,df}) = \alpha$ )



df	$\alpha = .995$	$\alpha = .990$	$\alpha = .975$	$\alpha = .950$	$\alpha = .050$	$\alpha = .025$	$\alpha = .010$	$\alpha = .005$	df
1	0.0000393	0.000157	0.000982	0.00393	3.841	5.024	6.635	7.879	1
2	0.0100	0.0201	0.0506	0.103	5.991	7.378	9.210	10.597	2
3	0.0717	0.115	0.216	0.352	7.815	9.348	11.345	12.838	3
4	0.207	0.297	0.484	0.711	9.488	11.143	13.277	14.860	4
5	0.412	0.554	0.831	1.145	11.070	12.833	15.086	16.750	5
6	0.676	0.872	1.237	1.635	12.592	14.449	16.812	18.548	6
7	0.989	1.239	1.690	2.167	14.067	16.013	18.475	20.278	7
8	1.344	1.646	2.180	2.733	15.507	17.535	20.090	21.955	8
9	1.735	2.088	2.700	3.325	16.919	19.023	21.666	23.589	9
10	2.156	2.558	3.247	3.940	18.307	20.483	23.209	25.188	10
11	2.603	3.053	3.816	4.575	19.675	21.920	24.725	26.757	11
12	3.074	3.571	4.404	5.226	21.026	23.337	26.217	28.300	12
13	3.565	4.107	5.009	5.892	22.362	24.736	27.688	29.819	13
14	4.075	4.660	5.629	6.571	23.685	26.119	29.141	31.319	14
15	4.601	5.229	6.262	7.261	24.996	27.488	30.578	32.801	15
16	5.142	5.812	6.908	7.962	26.296	28.845	32.000	34.267	16
17	5.697	6.408	7.564	8.672	27.587	30.191	33.409	35.718	17
18	6.265	7.015	8.231	9.390	28.869	31.526	34.805	37.156	18
19	6.844	7.633	8.907	10.117	30.144	32.852	36.191	38.582	19
20	7.434	8.260	9.591	10.851	31.410	34.170	37.566	39.997	20
21	8.034	8.897	10.283	11.591	32.671	35.479	38.932	41.401	21
22	8.643	9.542	10.982	12.338	33.924	36.781	40.289	42.796	22
23	9.260	10.196	11.689	13.091	35.172	38.076	41.638	44.181	23
24	9.886	10.856	12.401	13.848	36.415	39.364	42.980	45.559	24
25	10.520	11.524	13.120	14.611	37.652	40.646	44.314	46.928	25
26	11.160	12.198	13.844	15.379	38.885	41.923	45.642	48.290	26
27	11.808	12.879	14.573	16.151	40.113	43.195	46.963	49.645	27
28	12.461	13.565	15.308	16.928	41.337	44.461	48.278	50.993	28
29	13.121	14.256	16.047	17.708	42.557	45.722	49.588	52.336	29
30	13.787	14.953	16.791	18.493	43.773	46.979	50.892	53.672	30



**Table 4** Values of  $f_{\alpha, \nu_1, \nu_2}$  in an  $F$  distribution (shaded area  $P(F > f_{\alpha, \nu_1, \nu_2}) = \alpha$ ). Numerator degrees of freedom is  $\nu_1$  and denominator degrees of freedom is  $\nu_2$ .



$\nu_2$	$\alpha$	$\nu_1$																	
		1	2	3	4	5	6	7	8	9	10	11	12	15	20	25	30	40	1000
1	0.100	39.86	49.50	53.59	55.83	57.24	58.20	58.91	59.44	59.86	60.19	60.47	60.71	61.22	61.74	62.05	62.26	62.53	63.30
	0.050	161.45	199.50	215.71	224.58	230.16	233.99	236.77	238.88	240.54	241.88	242.98	243.91	245.95	248.01	249.26	250.10	251.14	254.19
	0.025	647.79	799.50	864.16	899.58	921.85	937.11	948.22	956.66	963.28	968.63	973.03	976.71	984.87	993.10	998.08	1001.41	1005.60	1017.75
	0.010	4052.18	4999.50	5403.35	5624.58	5763.65	5858.99	5928.36	5981.07	6022.47	6055.85	6083.32	6106.32	6157.28	6208.73	6239.83	6260.65	6286.78	6362.68
2	0.100	8.53	9.00	9.16	9.24	9.29	9.33	9.35	9.37	9.38	9.39	9.40	9.41	9.42	9.44	9.45	9.46	9.47	9.49
	0.050	18.51	19.00	19.16	19.25	19.3	19.33	19.35	19.37	19.38	19.40	19.40	19.41	19.43	19.45	19.46	19.46	19.47	19.49
	0.025	38.51	39.00	39.17	39.25	39.3	39.33	39.36	39.37	39.39	39.40	39.41	39.41	39.43	39.45	39.46	39.46	39.47	39.50
	0.010	98.5	99.00	99.17	99.25	99.3	99.33	99.36	99.37	99.39	99.40	99.41	99.42	99.43	99.45	99.46	99.47	99.47	99.50
3	0.100	5.54	5.46	5.39	5.34	5.31	5.28	5.27	5.25	5.24	5.23	5.22	5.22	5.20	5.18	5.17	5.17	5.16	5.13
	0.050	10.13	9.55	9.28	9.12	9.01	8.94	8.89	8.85	8.81	8.79	8.76	8.74	8.70	8.66	8.63	8.62	8.59	8.53
	0.025	17.44	16.04	15.44	15.1	14.88	14.73	14.62	14.54	14.47	14.42	14.37	14.34	14.25	14.17	14.12	14.08	14.04	13.91
	0.010	34.12	30.82	29.46	28.71	28.24	27.91	27.67	27.49	27.35	27.23	27.13	27.05	26.87	26.69	26.58	26.50	26.41	26.14
4	0.100	4.54	4.32	4.19	4.11	4.05	4.01	3.98	3.95	3.94	3.92	3.91	3.90	3.87	3.84	3.83	3.82	3.80	3.76
	0.050	7.71	6.94	6.59	6.39	6.26	6.16	6.09	6.04	6.00	5.96	5.94	5.91	5.86	5.80	5.77	5.75	5.72	5.63
	0.025	12.22	10.65	9.98	9.6	9.36	9.20	9.07	8.98	8.90	8.84	8.79	8.75	8.66	8.56	8.50	8.46	8.41	8.26
	0.010	21.2	18.00	16.69	15.98	15.52	15.21	14.98	14.80	14.66	14.55	14.45	14.37	14.20	14.02	13.91	13.84	13.75	13.47
5	0.100	4.06	3.78	3.62	3.52	3.45	3.40	3.37	3.34	3.32	3.30	3.28	3.27	3.24	3.21	3.19	3.17	3.16	3.11
	0.050	6.61	5.79	5.41	5.19	5.05	4.95	4.88	4.82	4.77	4.74	4.70	4.68	4.62	4.56	4.52	4.50	4.46	4.37
	0.025	10.01	8.43	7.76	7.39	7.15	6.98	6.85	6.76	6.68	6.62	6.57	6.52	6.43	6.33	6.27	6.23	6.18	6.02
	0.010	16.26	13.27	12.06	11.39	10.97	10.67	10.46	10.29	10.16	10.05	9.96	9.89	9.72	9.55	9.45	9.38	9.29	9.03
6	0.100	3.78	3.46	3.29	3.18	3.11	3.05	3.01	2.98	2.96	2.94	2.92	2.90	2.87	2.84	2.81	2.80	2.78	2.72
	0.050	5.99	5.14	4.76	4.53	4.39	4.28	4.21	4.15	4.10	4.06	4.03	4.00	3.94	3.87	3.83	3.81	3.77	3.67
	0.025	8.81	7.26	6.6	6.23	5.99	5.82	5.70	5.60	5.52	5.46	5.41	5.37	5.27	5.17	5.11	5.07	5.01	4.86
	0.010	13.75	10.92	9.78	9.15	8.75	8.47	8.26	8.10	7.98	7.87	7.79	7.72	7.56	7.40	7.30	7.23	7.14	6.89
7	0.100	3.59	3.26	3.07	2.96	2.88	2.83	2.78	2.75	2.72	2.70	2.68	2.67	2.63	2.59	2.57	2.56	2.54	2.47
	0.050	5.59	4.74	4.35	4.12	3.97	3.87	3.79	3.73	3.68	3.64	3.60	3.57	3.51	3.44	3.40	3.38	3.34	3.23
	0.025	8.07	6.54	5.89	5.52	5.29	5.12	4.99	4.90	4.82	4.76	4.71	4.67	4.57	4.47	4.40	4.36	4.31	4.15
	0.010	12.25	9.55	8.45	7.85	7.46	7.19	6.99	6.84	6.72	6.62	6.54	6.47	6.31	6.16	6.06	5.99	5.91	5.66
8	0.100	3.46	3.11	2.92	2.81	2.73	2.67	2.62	2.59	2.56	2.54	2.52	2.50	2.46	2.42	2.40	2.38	2.36	2.30
	0.050	5.32	4.46	4.07	3.84	3.69	3.58	3.50	3.44	3.39	3.35	3.31	3.28	3.22	3.15	3.11	3.08	3.04	2.93
	0.025	7.57	6.06	5.42	5.05	4.82	4.65	4.53	4.43	4.36	4.30	4.24	4.20	4.10	4.00	3.94	3.89	3.84	3.68
	0.010	11.26	8.65	7.59	7.01	6.63	6.37	6.18	6.03	5.91	5.81	5.73	5.67	5.52	5.36	5.26	5.20	5.12	4.87
9	0.100	3.36	3.01	2.81	2.69	2.61	2.55	2.51	2.47	2.44	2.42	2.40	2.38	2.34	2.30	2.27	2.25	2.23	2.16
	0.050	5.12	4.26	3.86	3.63	3.48	3.37	3.29	3.23	3.18	3.14	3.10	3.07	3.01	2.94	2.89	2.86	2.83	2.71
	0.025	7.21	5.71	5.08	4.72	4.48	4.32	4.20	4.10	4.03	3.96	3.91	3.87	3.77	3.67	3.60	3.56	3.51	3.34
	0.010	10.56	8.02	6.99	6.42	6.06	5.80	5.61	5.47	5.35	5.26	5.18	5.11	4.96	4.81	4.71	4.65	4.57	4.32
10	0.100	3.29	2.92	2.73	2.61	2.52	2.46	2.41	2.38	2.35	2.32	2.30	2.28	2.24	2.20	2.17	2.16	2.13	2.06
	0.050	4.96	4.10	3.71	3.48	3.33	3.22	3.14	3.07	3.02	2.98	2.94	2.91	2.85	2.77	2.73	2.70	2.66	2.54
	0.025	6.94	5.46	4.83	4.47	4.24	4.07	3.95	3.85	3.78	3.72	3.66	3.62	3.52	3.42	3.35	3.31	3.26	3.09
	0.010	10.04	7.56	6.55	5.99	5.64	5.39	5.20	5.06	4.94	4.85	4.77	4.71	4.56	4.41	4.31	4.25	4.17	3.92
11	0.100	3.23	2.86	2.66	2.54	2.45	2.39	2.34	2.30	2.27	2.25	2.23	2.21	2.17	2.12	2.10	2.08	2.05	1.98
	0.050	4.84	3.98	3.59	3.36	3.2	3.09	3.01	2.95	2.90	2.85	2.82	2.79	2.72	2.65	2.60	2.57	2.53	2.41
	0.025	6.72	5.26	4.63	4.28	4.04	3.88	3.76	3.66	3.59	3.53	3.47	3.43	3.33	3.23	3.16	3.12	3.06	2.89
	0.010	9.65	7.21	6.22	5.67	5.32	5.07	4.89	4.74	4.63	4.54	4.46	4.40	4.25	4.10	4.01	3.94	3.86	3.61
12	0.100	3.18	2.81	2.61	2.48	2.39	2.33	2.28	2.24	2.21	2.19	2.17	2.15	2.10	2.06	2.03	2.01	1.99	1.91
	0.050	4.75	3.89	3.49	3.26	3.11	3.00	2.91	2.85	2.80	2.75	2.72	2.69	2.62	2.54	2.50	2.47	2.43	2.30
	0.025	6.55	5.10	4.47	4.12	3.89	3.73	3.61	3.51	3.44	3.37	3.32	3.28	3.18	3.07	3.01	2.96	2.91	2.73
	0.010	9.33	6.93	5.95	5.41	5.06	4.82	4.64	4.50	4.39	4.30	4.22	4.16	4.01	3.86	3.76	3.70	3.62	3.37

Table 4 Values of  $f_{\alpha, \nu_1, \nu_2}$  in an  $F$  distribution (continued)

		$\nu_1$																	
$\nu_2$	$\alpha$	1	2	3	4	5	6	7	8	9	10	11	12	15	20	25	30	40	1000
13	0.100	3.14	2.76	2.56	2.43	2.35	2.28	2.23	2.20	2.16	2.14	2.12	2.10	2.05	2.01	1.98	1.96	1.93	1.85
	0.050	4.67	3.81	3.41	3.18	3.03	2.92	2.83	2.77	2.71	2.67	2.63	2.60	2.53	2.46	2.41	2.38	2.34	2.21
	0.025	6.41	4.97	4.35	4.00	3.77	3.60	3.48	3.39	3.31	3.25	3.20	3.15	3.05	2.95	2.88	2.84	2.78	2.60
	0.010	9.07	6.70	5.74	5.21	4.86	4.62	4.44	4.30	4.19	4.10	4.02	3.96	3.82	3.66	3.57	3.51	3.43	3.18
14	0.100	3.10	2.73	2.52	2.39	2.31	2.24	2.19	2.15	2.12	2.10	2.07	2.05	2.01	1.96	1.93	1.91	1.89	1.80
	0.050	4.60	3.74	3.34	3.11	2.96	2.85	2.76	2.70	2.65	2.60	2.57	2.53	2.46	2.39	2.34	2.31	2.27	2.14
	0.025	6.30	4.86	4.24	3.89	3.66	3.50	3.38	3.29	3.21	3.15	3.09	3.05	2.95	2.84	2.78	2.73	2.67	2.50
	0.010	8.86	6.51	5.56	5.04	4.69	4.46	4.28	4.14	4.03	3.94	3.86	3.80	3.66	3.51	3.41	3.35	3.27	3.02
16	0.100	3.05	2.67	2.46	2.33	2.24	2.18	2.13	2.09	2.06	2.03	2.01	1.99	1.94	1.89	1.86	1.84	1.81	1.72
	0.050	4.49	3.63	3.24	3.01	2.85	2.74	2.66	2.59	2.54	2.49	2.46	2.42	2.35	2.28	2.23	2.19	2.15	2.02
	0.025	6.12	4.69	4.08	3.73	3.50	3.34	3.22	3.12	3.05	2.99	2.93	2.89	2.79	2.68	2.61	2.57	2.51	2.32
	0.010	8.53	6.23	5.29	4.77	4.44	4.20	4.03	3.89	3.78	3.69	3.62	3.55	3.41	3.26	3.16	3.10	3.02	2.76
18	0.100	3.01	2.62	2.42	2.29	2.20	2.13	2.08	2.04	2.00	1.98	1.95	1.93	1.89	1.84	1.80	1.78	1.75	1.66
	0.050	4.41	3.55	3.16	2.93	2.77	2.66	2.58	2.51	2.46	2.41	2.37	2.34	2.27	2.19	2.14	2.11	2.06	1.92
	0.025	5.98	4.56	3.95	3.61	3.38	3.22	3.10	3.01	2.93	2.87	2.81	2.77	2.67	2.56	2.49	2.44	2.38	2.20
	0.010	8.29	6.01	5.09	4.58	4.25	4.01	3.84	3.71	3.60	3.51	3.43	3.37	3.23	3.08	2.98	2.92	2.84	2.58
20	0.100	2.97	2.59	2.38	2.25	2.16	2.09	2.04	2.00	1.96	1.94	1.91	1.89	1.84	1.79	1.76	1.74	1.71	1.61
	0.050	4.35	3.49	3.10	2.87	2.71	2.60	2.51	2.45	2.39	2.35	2.31	2.28	2.20	2.12	2.07	2.04	1.99	1.85
	0.025	5.87	4.46	3.86	3.51	3.29	3.13	3.01	2.91	2.84	2.77	2.72	2.68	2.57	2.46	2.40	2.35	2.29	2.09
	0.010	8.10	5.85	4.94	4.43	4.10	3.87	3.70	3.56	3.46	3.37	3.29	3.23	3.09	2.94	2.84	2.78	2.69	2.43
22	0.100	2.95	2.56	2.35	2.22	2.13	2.06	2.01	1.97	1.93	1.90	1.88	1.86	1.81	1.76	1.73	1.70	1.67	1.57
	0.050	4.30	3.44	3.05	2.82	2.66	2.55	2.46	2.40	2.34	2.30	2.26	2.23	2.15	2.07	2.02	1.98	1.94	1.79
	0.025	5.79	4.38	3.78	3.44	3.22	3.05	2.93	2.84	2.76	2.70	2.65	2.60	2.50	2.39	2.32	2.27	2.21	2.01
	0.010	7.95	5.72	4.82	4.31	3.99	3.76	3.59	3.45	3.35	3.26	3.18	3.12	2.98	2.83	2.73	2.67	2.58	2.32
24	0.100	2.93	2.54	2.33	2.19	2.10	2.04	1.98	1.94	1.91	1.88	1.85	1.83	1.78	1.73	1.70	1.67	1.64	1.54
	0.050	4.26	3.40	3.01	2.78	2.62	2.51	2.42	2.36	2.30	2.25	2.22	2.18	2.11	2.03	1.97	1.94	1.89	1.74
	0.025	5.72	4.32	3.72	3.38	3.15	2.99	2.87	2.78	2.70	2.64	2.59	2.54	2.44	2.33	2.26	2.21	2.15	1.94
	0.010	7.82	5.61	4.72	4.22	3.90	3.67	3.50	3.36	3.26	3.17	3.09	3.03	2.89	2.74	2.64	2.58	2.49	2.22
26	0.100	2.91	2.52	2.31	2.17	2.08	2.01	1.96	1.92	1.88	1.86	1.83	1.81	1.76	1.71	1.67	1.65	1.61	1.51
	0.050	4.23	3.37	2.98	2.74	2.59	2.47	2.39	2.32	2.27	2.22	2.18	2.15	2.07	1.99	1.94	1.90	1.85	1.70
	0.025	5.66	4.27	3.67	3.33	3.10	2.94	2.82	2.73	2.65	2.59	2.54	2.49	2.39	2.28	2.21	2.16	2.09	1.89
	0.010	7.72	5.53	4.64	4.14	3.82	3.59	3.42	3.29	3.18	3.09	3.02	2.96	2.81	2.66	2.57	2.50	2.42	2.14
28	0.100	2.89	2.50	2.29	2.16	2.06	2.00	1.94	1.90	1.87	1.84	1.81	1.79	1.74	1.69	1.65	1.63	1.59	1.48
	0.050	4.20	3.34	2.95	2.71	2.56	2.45	2.36	2.29	2.24	2.19	2.15	2.12	2.04	1.96	1.91	1.87	1.82	1.66
	0.025	5.61	4.22	3.63	3.29	3.06	2.90	2.78	2.69	2.61	2.55	2.49	2.45	2.34	2.23	2.16	2.11	2.05	1.84
	0.010	7.64	5.45	4.57	4.07	3.75	3.53	3.36	3.23	3.12	3.03	2.96	2.90	2.75	2.60	2.51	2.44	2.35	2.08
30	0.100	2.88	2.49	2.28	2.14	2.05	1.98	1.93	1.88	1.85	1.82	1.79	1.77	1.72	1.67	1.63	1.61	1.57	1.46
	0.050	4.17	3.32	2.92	2.69	2.53	2.42	2.33	2.27	2.21	2.16	2.13	2.09	2.01	1.93	1.88	1.84	1.79	1.63
	0.025	5.57	4.18	3.59	3.25	3.03	2.87	2.75	2.65	2.57	2.51	2.46	2.41	2.31	2.20	2.12	2.07	2.01	1.80
	0.010	7.56	5.39	4.51	4.02	3.70	3.47	3.30	3.17	3.07	2.98	2.91	2.84	2.70	2.55	2.45	2.39	2.30	2.02
40	0.100	2.84	2.44	2.23	2.09	2.00	1.93	1.87	1.83	1.79	1.76	1.74	1.71	1.66	1.61	1.57	1.54	1.51	1.38
	0.050	4.08	3.23	2.84	2.61	2.45	2.34	2.25	2.18	2.12	2.08	2.04	2.00	1.92	1.84	1.78	1.74	1.69	1.52
	0.025	5.42	4.05	3.46	3.13	2.90	2.74	2.62	2.53	2.45	2.39	2.33	2.29	2.18	2.07	1.99	1.94	1.88	1.65
	0.010	7.31	5.18	4.31	3.83	3.51	3.29	3.12	2.99	2.89	2.80	2.73	2.66	2.52	2.37	2.27	2.20	2.11	1.82
1000	0.100	2.71	2.31	2.09	1.95	1.85	1.78	1.72	1.68	1.64	1.61	1.58	1.55	1.49	1.43	1.38	1.35	1.30	1.08
	0.050	3.85	3.00	2.61	2.38	2.22	2.11	2.02	1.95	1.89	1.84	1.80	1.76	1.68	1.58	1.52	1.47	1.41	1.11
	0.025	5.04	3.70	3.13	2.80	2.58	2.42	2.30	2.20	2.13	2.06	2.01	1.96	1.85	1.72	1.64	1.58	1.50	1.13
	0.010	6.66	4.63	3.80	3.34	3.04	2.82	2.66	2.53	2.43	2.34	2.27	2.20	2.06	1.90	1.79	1.72	1.61	1.16